



POLICE RECORDED CRIME STATISTICS NORTH WEST

*Third Quarter of 2024-2025 Financial year
(October 2024 to December 2024)*

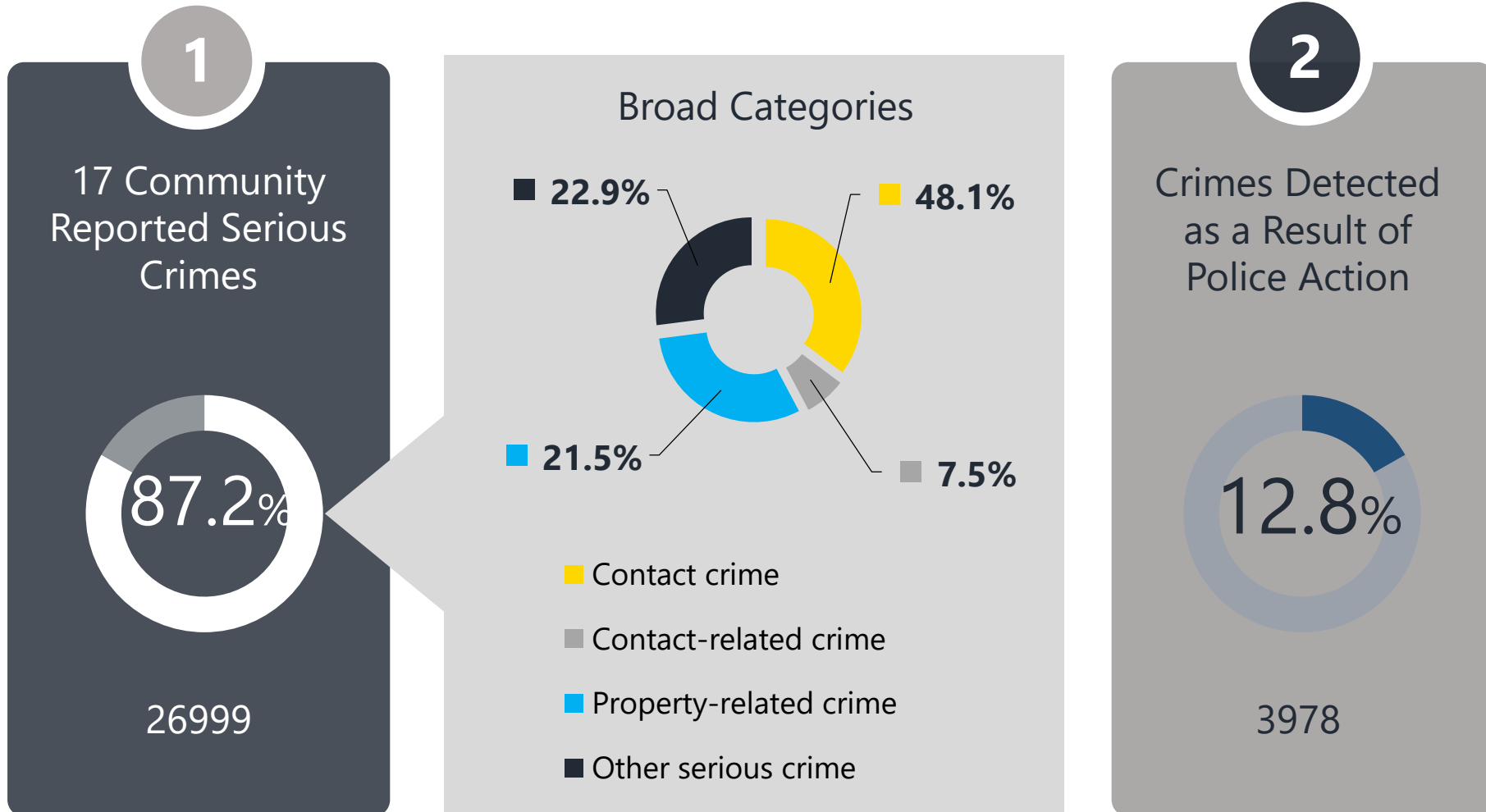
Compiled by:

Crime Registrar North West

Telephone: 018 299 7808

SERIOUS CRIME CLASSIFICATION

Percentage Contribution



North West: OCTOBER TO DECEMBER 2024

Crime situation

CRIME CATEGORY	October 2020 to December 2020	October 2021 to December 2021	October 2022 to December 2022	October 2023 to December 2023	October 2024 to December 2024	Count Diff	(%) Change
CONTACT CRIMES (CRIMES AGAINST THE PERSON)							
Murder	239	297	308	344	296	-48	-14,0%
Sexual offences	1 194	984	1 122	1 228	1 086	-142	-11,6%
Attempted murder	259	241	286	290	265	-25	-8,6%
Assault with the intent to inflict grievous bodily harm	4 062	3 795	4 372	4 882	5 015	133	2,7%
Common assault	2 742	2 602	3 107	3 409	3 570	161	4,7%
Common robbery	616	579	731	792	727	-65	-8,2%
Robbery with aggravating circumstances	1 717	1 743	1 905	2 369	2 023	-346	-14,6%
Contact crime (Crimes against the person)	10 829	10 241	11 831	13 314	12 982	-332	-2,5%
SEXUAL OFFENCES - BREAKDOWN							
Rape	937	835	916	1 021	875	-146	-14,3%
Sexual assault	152	70	110	125	128	3	2,4%
Attempted sexual offences	80	62	84	74	65	-9	9 counts lower
Contact sexual offences	25	17	12	8	18	10	10 counts higher
SOME SUBCATEGORIES OF AGGRAVATED ROBBERY							
Carjacking	145	141	146	162	133	-29	-17,9%
Robbery at residential premises	309	301	311	417	361	-56	-13,4%
Robbery at non-residential premises	308	340	351	415	400	-15	-3,6%
<i>TRIO Crime</i>	762	782	808	994	894	-100	-10,1%
Robbery of cash in transit	3	6	0	3	3	0	0 count diff
Bank robbery	0	0	0	0	0	0	0 count diff
Truck hijacking	17	20	8	19	14	-5	5 counts lower

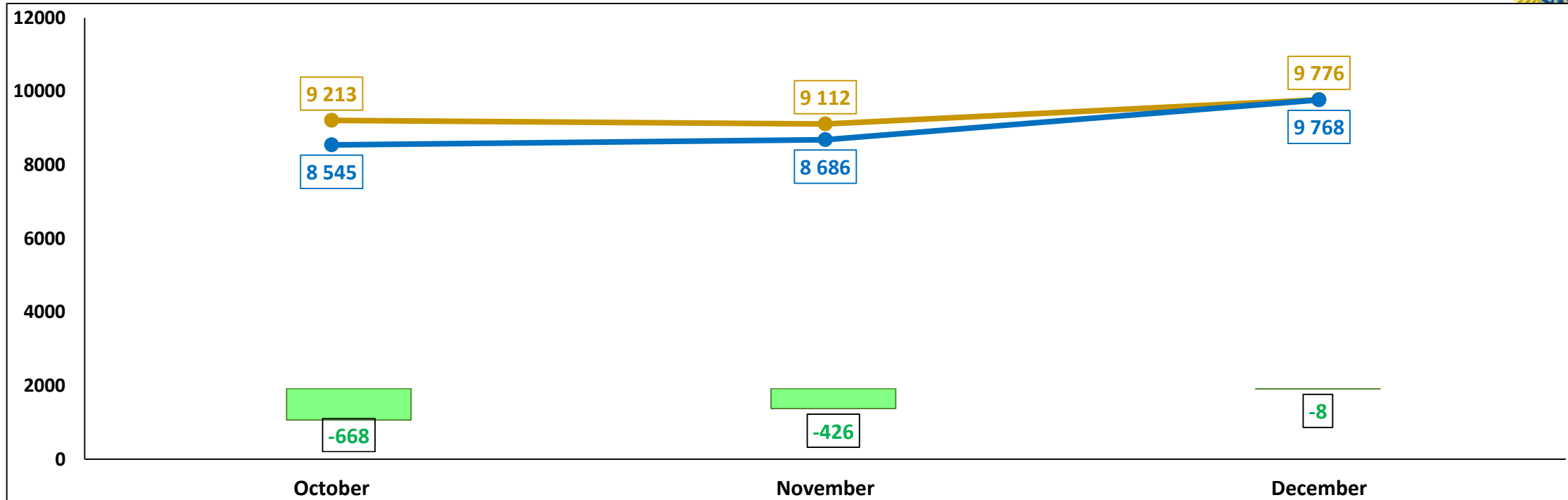
NORTH WEST: OCTOBER TO DECEMBER 2024

Crime situation...continue



Contact-related crime	October 2020 to December 2020	October 2021 to December 2021	October 2022 to December 2022	October 2023 to December 2023	October 2024 to December 2024	Count Diff	(%) Change
CONTACT-RELATED CRIMES							
Arson	62	59	61	71	68	-3	3 counts lower
Malicious damage to property	1 742	1 801	1 836	1 921	1 969	48	2,5%
Contact-related crime	1 804	1 860	1 897	1 992	2 037	45	2,3%
PROPERTY-RELATED CRIMES							
Burglary at non-residential premises	1 197	1 251	1 317	1 306	1 046	-260	-19,9%
Burglary at residential premises	3 178	2 882	3 186	2 877	2 703	-174	-6,0%
Theft of motor vehicle and motorcycle	484	445	437	400	320	-80	-20,0%
Theft out of or from motor vehicle	1 251	1 092	1 092	1 099	951	-148	-13,5%
Stock-theft	755	821	847	793	776	-17	-2,1%
Property-related crime	6 865	6 491	6 879	6 475	5 796	-679	-10,5%
OTHER SERIOUS CRIMES							
All theft not mentioned elsewhere	3 454	3 694	4 151	4 270	4 173	-97	-2,3%
Commercial crime	922	1 137	1 344	1 565	1 673	108	6,9%
Shoplifting	512	407	459	485	338	-147	-30,3%
Other serious crime	4 888	5 238	5 954	6 320	6 184	-136	-2,2%
17 Community reported serious crime	24 386	23 830	26 561	28 101	26 999	-1 102	-3,9%
CRIMES DETECTED AS A RESULT OF POLICE ACTION							
Illegal possession of firearms and ammunition	206	167	190	167	203	36	21,6%
Drug-related crime	872	1 214	1 398	1 593	1 991	398	25,0%
Driving under the influence of alcohol or drugs	477	785	572	802	1 075	273	34,0%
Sexual offences detected as a result of police action	108	251	408	531	709	178	33,5%
Crime detected as a result of police action	1 663	2 417	2 568	3 093	3 978	885	28,6%

17 Community Reported Crimes



	Bojanala	Dr Kenneth Kaunda	Dr Ruth Segomotsi Mompoti	Ngaka Modiri Molema	North West
October 2023 to December 2023	12 055	7 176	2 722	6 148	28 101
October 2024 to December 2024	11 958	6 580	2 931	5 530	26 999
Count diff	-97	-596	209	-618	-1 102
(%) Change	-0,8%	-8,3%	7,7%	-10,1%	-3,9%

% contribution to Province	44,3%	24,4%	10,9%	20,5%
----------------------------	-------	-------	-------	-------

Top 20 Contributing Stations: 17 Community Reported Crimes

Prov Position	RSA Position	Station	District	October 2020 to December 2020	October 2021 to December 2021	October 2022 to December 2022	October 2023 to December 2023	October 2024 to December 2024	Count Diff	(%) Change
1	12	Rustenburg	Bojanala District	1 681	1 820	1 975	1 932	1 725	-207	-10,7%
2	47	Brits	Bojanala District	1 135	1 009	1 028	1 161	1 295	134	11,5%
3	62	Ikageng	Dr Kenneth Kaunda District	1 125	1 056	1 024	1 058	1 151	93	8,8%
4	93	Klerksdorp	Dr Kenneth Kaunda District	1 151	1 116	1 196	1 255	997	-258	-20,6%
5	102	Mmabatho	Ngaka Modiri Molema District	682	799	993	1 157	963	-194	-16,8%
6	117	Mahikeng	Ngaka Modiri Molema District	888	915	1 111	1 201	907	-294	-24,5%
7	127	Boitekong	Bojanala District	823	828	996	1 102	873	-229	-20,8%
8	132	Jouberton	Dr Kenneth Kaunda District	762	772	863	952	860	-92	-9,7%
9	137	Mogwase	Bojanala District	709	586	730	873	852	-21	-2,4%
10	147	Potchefstroom	Dr Kenneth Kaunda District	1 104	994	1 058	1 145	820	-325	-28,4%
11	169	Phokeng	Bojanala District	683	741	777	772	757	-15	-1,9%
12	194	Tlhabane	Bojanala District	585	609	746	648	705	57	8,8%
13	203	Lichtenburg	Ngaka Modiri Molema District	841	719	708	722	673	-49	-6,8%
14	230	Letlhabile	Bojanala District	505	425	570	580	600	20	3,4%
15	233	Makapanstad	Bojanala District	241	237	235	424	592	168	39,6%
16	244	Taung	Dr Ruth Segomotsi Mompati District	577	551	573	585	571	-14	-2,4%
17	262	Mooinooi	Bojanala District	604	533	578	637	543	-94	-14,8%
18	269	Ventersdorp	Dr Kenneth Kaunda District	530	483	469	469	518	49	10,4%
19	279	Hartbeespoortdam	Bojanala District	539	506	513	548	501	-47	-8,6%
20	312	Wolmaransstad	Dr Kenneth Kaunda District	414	389	557	543	466	-77	-14,2%

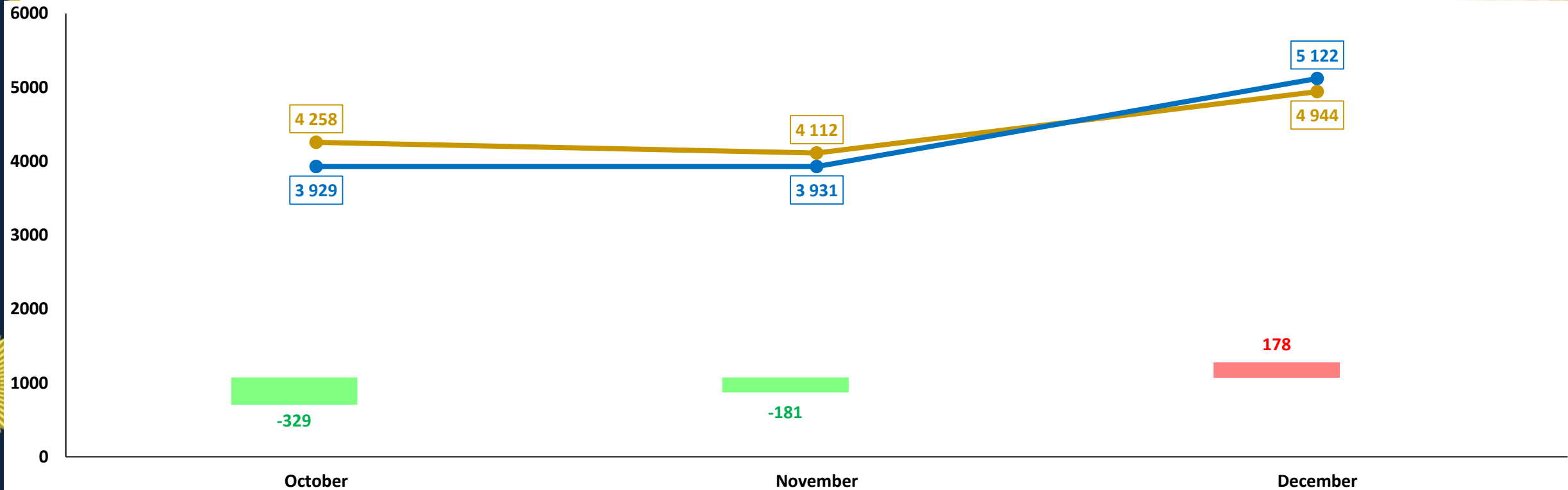
Contact crime (Crimes against the person)

Contact crime refers to crimes in which the victims are the targets of violence or instances where the victims are in the vicinity of property that criminals target and are subjected to the use of/or threats of violence by perpetrators.

- Murder
- Attempted Murder
- Sexual Offences
 - **Rape**
 - **Sexual assault**
 - Attempted sexual offences
 - Contact sexual assault
- Assault with the intent to inflict grievous bodily harm
- Common assault
- Common robbery
- Robbery with aggravating circumstances
 - **Carjacking**
 - **Robbery at non-residential premises**
 - **Robbery at residential premises**
- Robbery of cash in transit
- Truck Hijacking

TRIO crimes

Contact Crimes: Trend over three-month period.

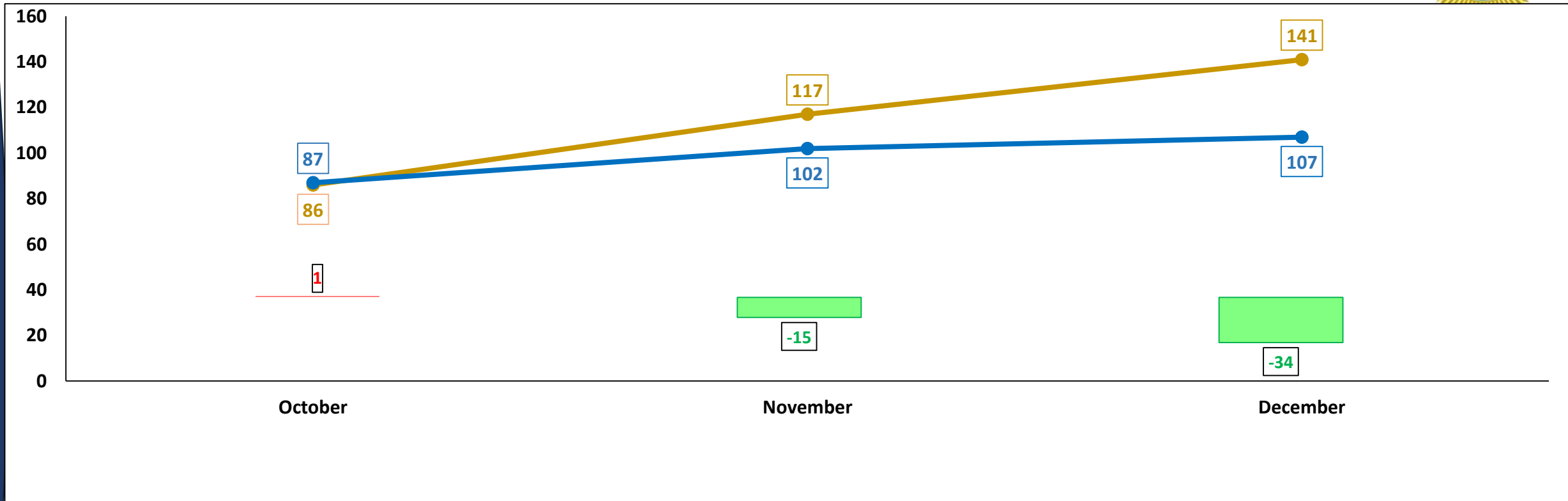


	Bojanala	Dr Kenneth Kaunda	Dr Ruth Segomotsi Mompati	Ngaka Modiri Molema	North West
October 2023 to December 2023	5 712	3 282	1 407	2 913	13 314
October 2024 to December 2024	5 698	3 132	1 473	2 679	12 982
Count diff	-14	-150	66	-234	-332
(%) Change	-0,2%	-4,6%	4,7%	-8,0%	-2,5%
% contribution to Province	43,9%	24,1%	11,3%	20,6%	

Top 20 Contributing Stations: Contact Crimes

Prov Position	RSA Position	Station	District	October 2020 to December 2020	October 2021 to December 2021	October 2022 to December 2022	October 2023 to December 2023	October 2024 to December 2024	Count Diff	(%) Change
1	50	Ikageng	Dr Kenneth Kaunda District	570	495	507	508	603	95	18,7%
2	51	Brits	Bojanala District	412	404	455	533	591	58	10,9%
3	59	Rustenburg	Bojanala District	467	548	536	548	554	6	1,1%
4	64	Boitekong	Bojanala District	483	478	569	722	534	-188	-26,0%
5	76	Jouberton	Dr Kenneth Kaunda District	417	405	452	582	492	-90	-15,5%
6	85	Mogwase	Bojanala District	323	285	392	471	474	3	0,6%
7	108	Mmabatho	Ngaka Modiri Molema District	354	372	465	473	430	-43	-9,1%
8	125	Mahikeng	Ngaka Modiri Molema District	330	309	432	483	396	-87	-18,0%
9	143	Klerksdorp	Dr Kenneth Kaunda District	355	379	358	418	365	-53	-12,7%
10	149	Letlhabile	Bojanala District	291	251	315	302	357	55	18,2%
11	160	Phokeng	Bojanala District	330	338	377	420	345	-75	-17,9%
12	171	Tlhabane	Bojanala District	250	307	377	336	334	-2	-0,6%
13	179	Lichtenburg	Ngaka Modiri Molema District	384	307	296	360	324	-36	-10,0%
14	193	Taung	Dr Ruth Segomotsi Mompati District	328	294	252	320	301	-19	-5,9%
15	196	Makapanstad	Bojanala District	135	118	130	221	299	78	35,3%
16	212	Kanana	Dr Kenneth Kaunda District	166	163	236	273	278	5	1,8%
17	215	Ventersdorp	Dr Kenneth Kaunda District	237	201	219	250	276	26	10,4%
18	248	Wolmaransstad	Dr Kenneth Kaunda District	169	182	242	285	256	-29	-10,2%
19	273	Lomanyaneng	Ngaka Modiri Molema District	151	135	163	218	234	16	7,3%
20	277	Mooinooi	Bojanala District	251	249	286	313	229	-84	-26,8%

Murder: Trend over three-months period



	Bojanala	Dr Kenneth Kaunda	Dr Ruth Segomotsi Mompoti	Ngaka Modiri Molema	North West
October 2023 to December 2023	178	82	41	43	344
October 2024 to December 2024	140	56	30	70	296
Count diff	-38	-26	-11	27	-48
(%) Change	-21,3%	26 counts lower	11 counts lower	27 counts higher	-14,0%
% contribution to Province	47,3%	18,9%	10,1%	23,6%	

CRIME RATIO

OCTOBER TO DECEMBER 2024



PER CAPITA (*RATIO PER 100 000 OF THE POPULATION). MID-YEAR
POPULATION ESTIMATES, 2021 SERIES

CRIME CATEGORY	October 2020 to December 2020	October 2021 to December 2021	October 2022 to December 2022	October 2023 to December 2023	October 2024 to December 2024
SELECTED - CONTACT CRIMES (CRIMES AGAINST THE PERSON)					
Murder	5.8	7.2	7.3	8.1	6.9
Rape	22.9	20.2	21.8	24.0	20.3
Attempted murder	6.3	5.8	6.8	6.8	6.1
Assault with the intent to inflict grievous bodily harm	99.2	91.6	1 04.2	1 14.8	1 16.3
Common assault	67.0	62.8	74.0	80.1	82.8
Common robbery	15.0	14.0	17.4	18.6	16.9

MURDER: PROVINCIAL CAUSATIVE FACTORS & FREQUENTLY USED INSTRUMENTS

October 2024 to December 2024

Causative factors	NW
<i>Arguments/ Misunderstanding/ Road Rage / Provocation</i>	63
<i>Robbery</i>	19
<i>Vigilantism/ Mob justice</i>	25
<i>Gang-related</i>	0
<i>Retaliation/ Revenge/ Punishment</i>	18
<i>During commission of other crimes (not robbery or rape)</i>	3
<i>Taxi-related</i>	0
<i>Hijacking and attempts</i>	0
<i>Law enforcement & security guards in the line of duty (excl. police murder)</i>	2
<i>Intervention in an argument</i>	2
<i>Rape-related</i>	0
<i>Illicit mining</i>	2

Frequently used instrument	NW
<i>Firearm</i>	68
<i>Knife</i>	65
<i>Sharp Instrument</i>	25
<i>Blunt Instrument</i>	14
<i>Body part (hands, feet, etc.)</i>	10
<i>Stone/ Brick/ Rock</i>	9



MURDER: PLACES OF OCCURRENCE

October 2024 to December 2024



Place of occurrence	NW
<i>Public place e.g. street/open field/recreational centre/park/beach/parking area</i>	129
<i>Residences of perpetrator/victim (including residence known by victims/ perpetrator e.g. family/friends/neighbours)</i>	87
<i>Liquor outlets e.g. shebeen/tavern/pub/night club/bottle store</i>	22
<i>Agricultural land/farm/plot/small holding</i>	13
<i>Business premises (e.g. mall/restaurants/work place/office park/entertainment centre e.g. movie theatre, gambling facility)</i>	4
<i>Spaza/Tuck shop</i>	3
<i>Public transport premises (Bus stop/taxi rank, railway premises e.g. track/station)</i>	5
<i>Sea/river/lake/pool/dam</i>	0
<i>Dumping site/refuse site</i>	2
<i>Educational institutions (schools, universities, college, day care facilities)</i>	0
<i>Petrol station premises (incl. pumps, ATM site, convenience store and food courts)</i>	0
<i>Leisure premises e.g. hotel/guest house/bnb/motel/holiday resort</i>	0
<i>Abandoned building</i>	0
<i>Prison/holding cells</i>	0

Multiple murders

October 2024 to December 2024



		Counts of victims						Dockets	Victims
		2	3	4	5	6	7		
Number of cases reported per province	<i>Eastern Cape</i>	28	5	1	1	1	0	36	86
	<i>Free State</i>	6	0	0	0	0	0	6	12
	<i>Gauteng</i>	65	13	4	2	0	2	86	209
	<i>KwaZulu-Natal</i>	50	10	1	2	0	0	63	144
	<i>Limpopo</i>	8	1	0	0	0	0	9	19
	<i>Mpumalanga</i>	10	0	0	0	0	0	10	20
	<i>North West</i>	6	4	0	0	0	0	10	24
	<i>Northern Cape</i>	2	0	0	0	0	0	2	4
	<i>Western Cape</i>	43	6	0	1	1	1	52	122
Total RSA	Dockets	218	39	6	6	2	3	274	
	Victims	436	117	24	30	12	21		640

Selected domestic violence-related crimes


October 2024 to December 2024

Province	Murder	Attempted murder	Rape	Sexual Assault	Assault with the intent to inflict grievous bodily harm	Common assault	Common robbery	Robbery with aggravating circumstances	All theft not mentioned elsewhere	Arson	Malicious damage to property	Burglary at residential premises
<i>North West</i>	17	14	79	6	673	916	15	4	70	13	358	22

CRIMES AGAINST WOMEN AND CHILDREN

OCTOBER TO DECEMBER 2024






WOMEN
(18+ yrs)

CRIME CATEGORY	Murder	Attempted murder	Assault GBH
----------------	--------	------------------	-------------

Oct 2022 to Dec 2022	60	64	1 288
Oct 2023 to Dec 2023	155	175	1 465
Oct 2024 to Dec 2024	50	54	1 260
Count Diff	-105	-121	-205
% Change	-67,7%	-69,1%	-14,0%




CHILDREN
(0 to 17 yrs)
Boys and Girls

Murder	Attempted murder	Assault GBH
--------	------------------	-------------

12	13	165
6	8	197
7	11	187
1	3	-10
16,7%	37,5%	-5,1%

Contact crime: Liquor and drug-related offences

October 2024 to December 2024



Confirmed incidents occurred at Liquor Outlets (Tavern/shebeen/pub/bar/night clubs etc.)



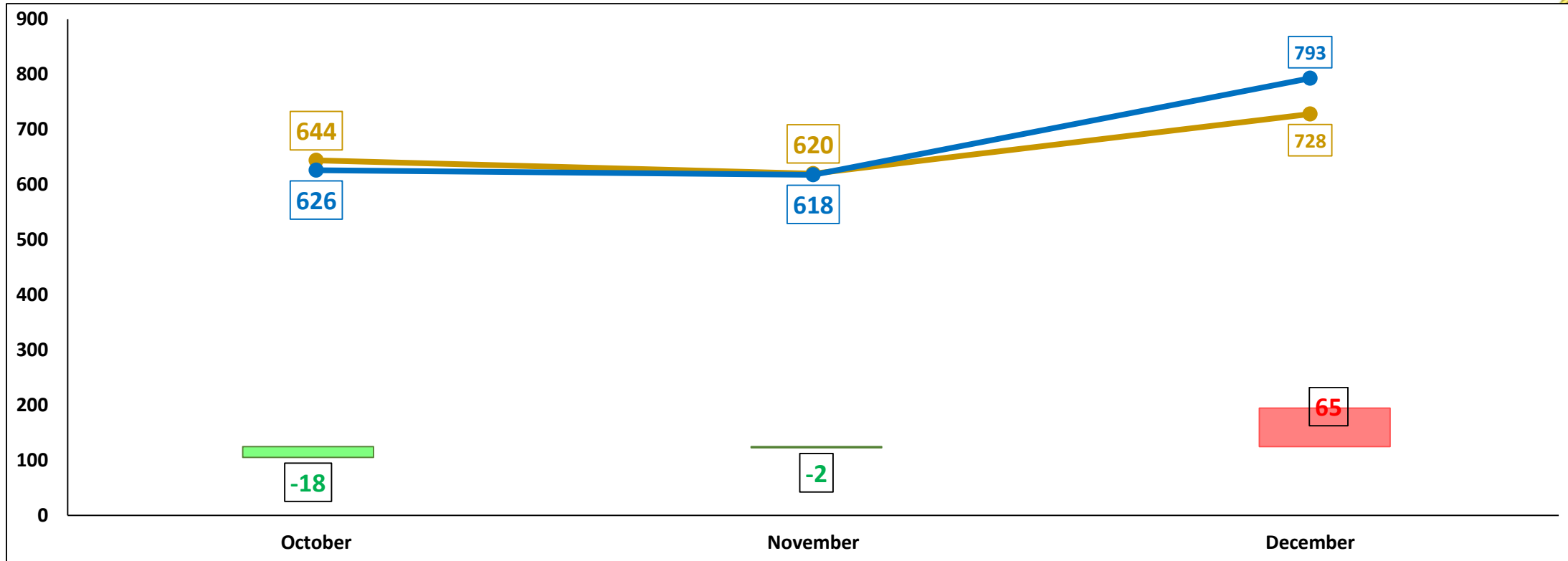
Contact-related crime

Arson and Malicious Damage to Property. These two crimes are closely related and involve damage to or the destruction of another person's property (often in order to punish such a person or entity) or to damage one's own property for the purpose of insurance claims.

- Arson
- Malicious Damage to Property



Contact Related Crimes: Trend over three-month period



	Bojanala	Dr Kenneth Kaunda	Dr Ruth Segomotsi Mompati	Ngaka Modiri Molema	North West
October 2023 to December 2023	836	536	217	403	1 992
October 2024 to December 2024	883	548	234	372	2 037
Count diff	47	12	17	-31	45
(%) Change	5,6%	2,2%	7,8%	-7,7%	2,3%

% contribution to Province	43,3%	26,9%	11,5%	18,3%
----------------------------	-------	-------	-------	-------

Top 20 Contributing Stations: Contact Related Crimes

Prov Position	RSA Position	Station	District	October 2020 to December 2020	October 2021 to December 2021	October 2022 to December 2022	October 2023 to December 2023	October 2024 to December 2024	Count Diff	(%) Change
---------------	--------------	---------	----------	-------------------------------	-------------------------------	-------------------------------	-------------------------------	-------------------------------	------------	------------

1	18	Ikageng	Dr Kenneth Kaunda District	119	116	126	105	137	32	30,5%
2	55	Brits	Bojanala District	91	59	59	67	96	29	43,3%
3	56	Rustenburg	Bojanala District	86	80	70	93	95	2	2,2%
4	60	Mogwase	Bojanala District	54	62	77	84	93	9	10,7%
5	75	Jouberton	Dr Kenneth Kaunda District	57	71	91	108	86	-22	-20,4%
6	97	Boitekong	Bojanala District	68	82	74	81	76	-5	-6,2%
7	108	Phokeng	Bojanala District	53	51	56	50	71	21	42,0%
8	120	Klerksdorp	Dr Kenneth Kaunda District	71	81	50	53	68	15	28,3%
9	127	Mmabatho	Ngaka Modiri Molema District	42	64	66	80	67	-13	-16,3%
10	166	Mahikeng	Ngaka Modiri Molema District	51	60	55	86	57	-29	-33,7%
11	181	Lichtenburg	Ngaka Modiri Molema District	72	60	60	68	54	-14	-20,6%
12	185	Tlhabane	Bojanala District	57	51	55	49	52	3	6,1%
13	200	Ipelegeng	Dr Ruth Segomotsi Mompoti District	27	23	24	18	49	31	31 counts higher
14	206	Taung	Dr Ruth Segomotsi Mompoti District	45	49	53	43	49	6	6 counts higher
15	216	Makapanstad	Bojanala District	20	35	18	34	46	12	12 counts higher
16	220	Letlhabile	Bojanala District	39	35	43	49	46	-3	3 counts lower
17	247	Wolmaransstad	Dr Kenneth Kaunda District	28	40	45	45	42	-3	3 counts lower
18	260	Mooiooi	Bojanala District	55	45	31	49	41	-8	8 counts lower
19	263	Potchefstroom	Dr Kenneth Kaunda District	52	57	39	56	41	-15	15 counts lower
20	307	Ventersdorp	Dr Kenneth Kaunda District	37	36	22	38	36	-2	2 counts lower

Property-related crime

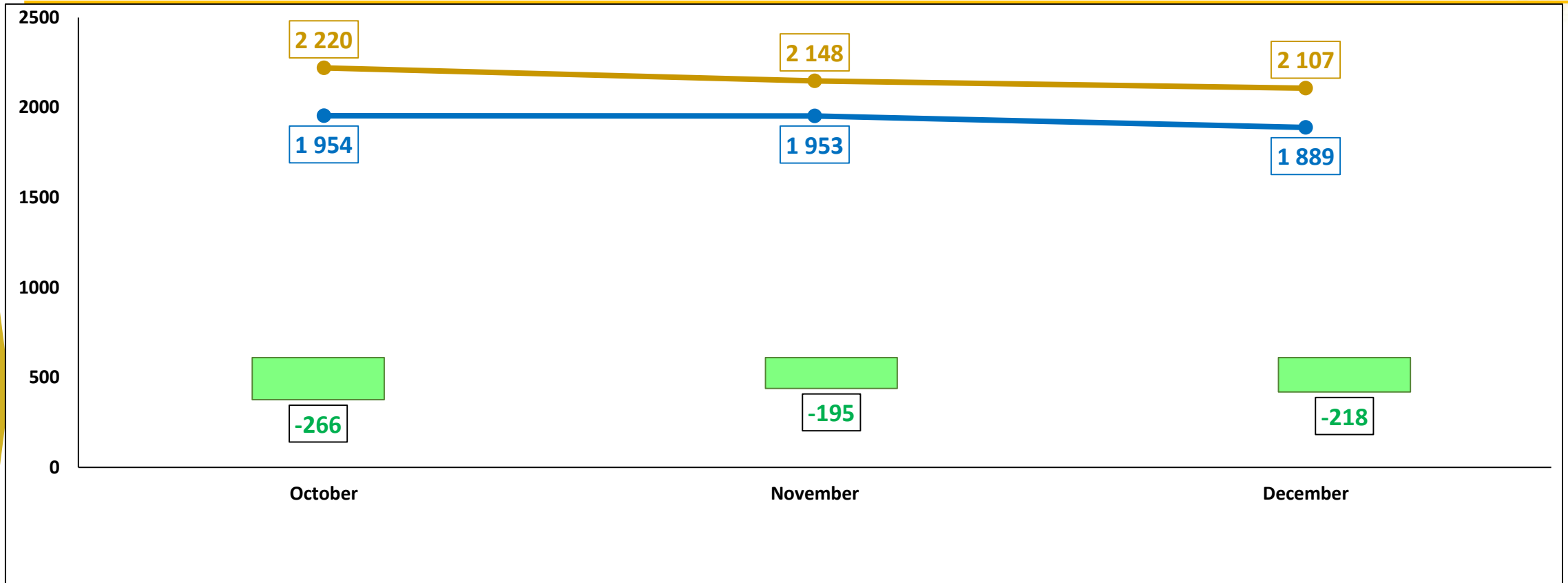
Property-Related Crime refers to crimes during which tangible property of an individual or institution is taken by criminal elements without permission, and in the absence of the owner/custodian of such property. This type of crime includes burglary at both residential and

non-residential premises, theft of motor vehicles and motorcycles, theft out of or from motor vehicles and stock-theft.

- Burglary at Residential Premises
- Burglary at Non-Residential Premises
- Theft of Motor Vehicle and Motor Cycle
- Theft out of or from Motor Vehicle
- Stock Theft



Property Related Crimes



	Bojanala	Dr Kenneth Kaunda	Dr Ruth Segomotsi Mompati	Ngaka Modiri Molema	North West
October 2023 to December 2023	2 652	1 691	644	1 488	6 475
October 2024 to December 2024	2 405	1 372	728	1 291	5 796
Count diff	-247	-319	84	-197	-679
(%) Change	-9,3%	-18,9%	13,0%	-13,2%	-10,5%

% contribution to Province	41,5%	23,7%	12,6%	22,3%
----------------------------	-------	-------	-------	-------

Top Contributing Stations: Property Related Crimes

Prov Position	RSA Position	Station	District	October 2020 to December 2020	October 2021 to December 2021	October 2022 to December 2022	October 2023 to December 2023	October 2024 to December 2024	Count Diff	(%) Change
1	6	Rustenburg	Bojanala District	560	548	658	541	422	-119	-22,0%
2	52	Klerksdorp	Dr Kenneth Kaunda District	400	325	357	396	250	-146	-36,9%
3	60	Brits	Bojanala District	339	265	234	266	235	-31	-11,7%
4	65	Mmabatho	Ngaka Modiri Molema District	166	224	272	309	226	-83	-26,9%
5	67	Ikageng	Dr Kenneth Kaunda District	224	241	214	232	215	-17	-7,3%
6	90	Potchefstroom	Dr Kenneth Kaunda District	460	350	248	328	190	-138	-42,1%
7	97	Mahikeng	Ngaka Modiri Molema District	282	310	321	278	184	-94	-33,8%
8	138	Jouberton	Dr Kenneth Kaunda District	171	149	166	137	150	13	9,5%
9	150	Phokeng	Bojanala District	200	200	215	158	147	-11	-7,0%
10	154	Mooinooi	Bojanala District	151	112	124	142	145	3	2,1%
11	155	Hartbeespoortdam	Bojanala District	211	204	166	159	145	-14	-8,8%
12	160	Lichtenburg	Ngaka Modiri Molema District	222	180	189	144	143	-1	-0,7%
13	161	Mogwase	Bojanala District	221	127	126	148	143	-5	-3,4%
14	165	Taung	Dr Ruth Segomotsi Mompoti District	126	149	186	147	141	-6	-4,1%
15	173	Boitekong	Bojanala District	146	147	184	135	136	1	0,7%
16	176	Tlhabane	Bojanala District	189	149	201	126	134	8	6,3%
17	212	Makapanstad	Bojanala District	45	50	42	87	120	33	37,9%
18	236	Letlhabile	Bojanala District	110	80	127	131	113	-18	-13,7%
19	305	Ventersdorp	Dr Kenneth Kaunda District	145	132	117	94	91	-3	-3,2%
20	310	Vryburg	Dr Ruth Segomotsi Mompoti District	105	115	115	66	90	24	36,4%

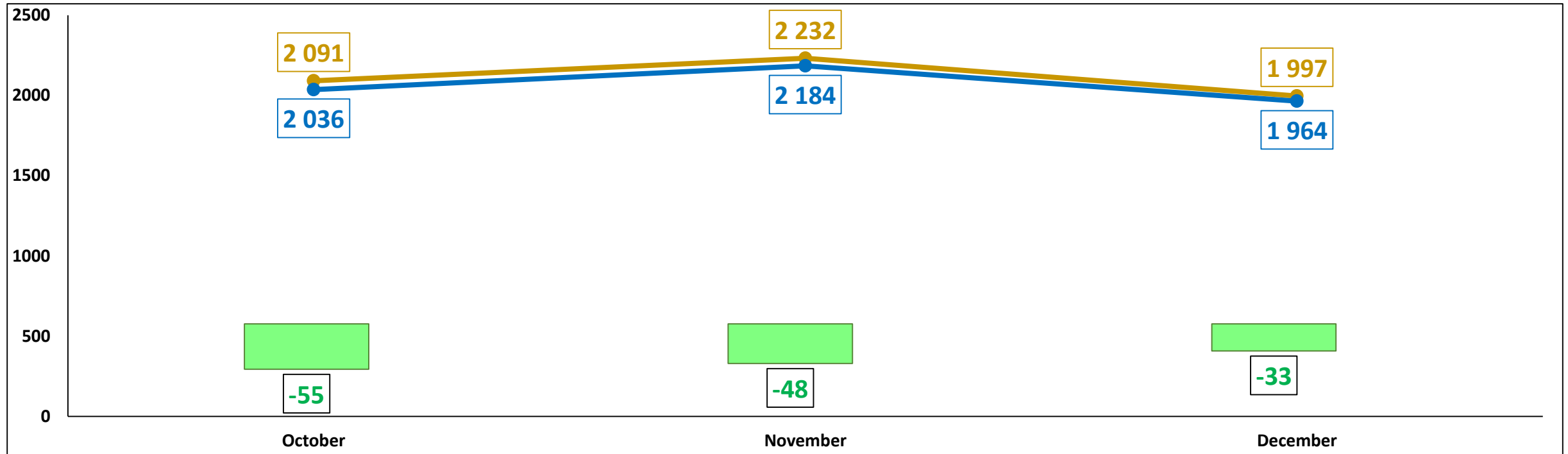
Other serious crime

Includes all serious crimes not mentioned in the above categories

- All Theft not mentioned elsewhere
- Commercial Crime
- Shoplifting



Other Serious Crimes: Trend over three-month period

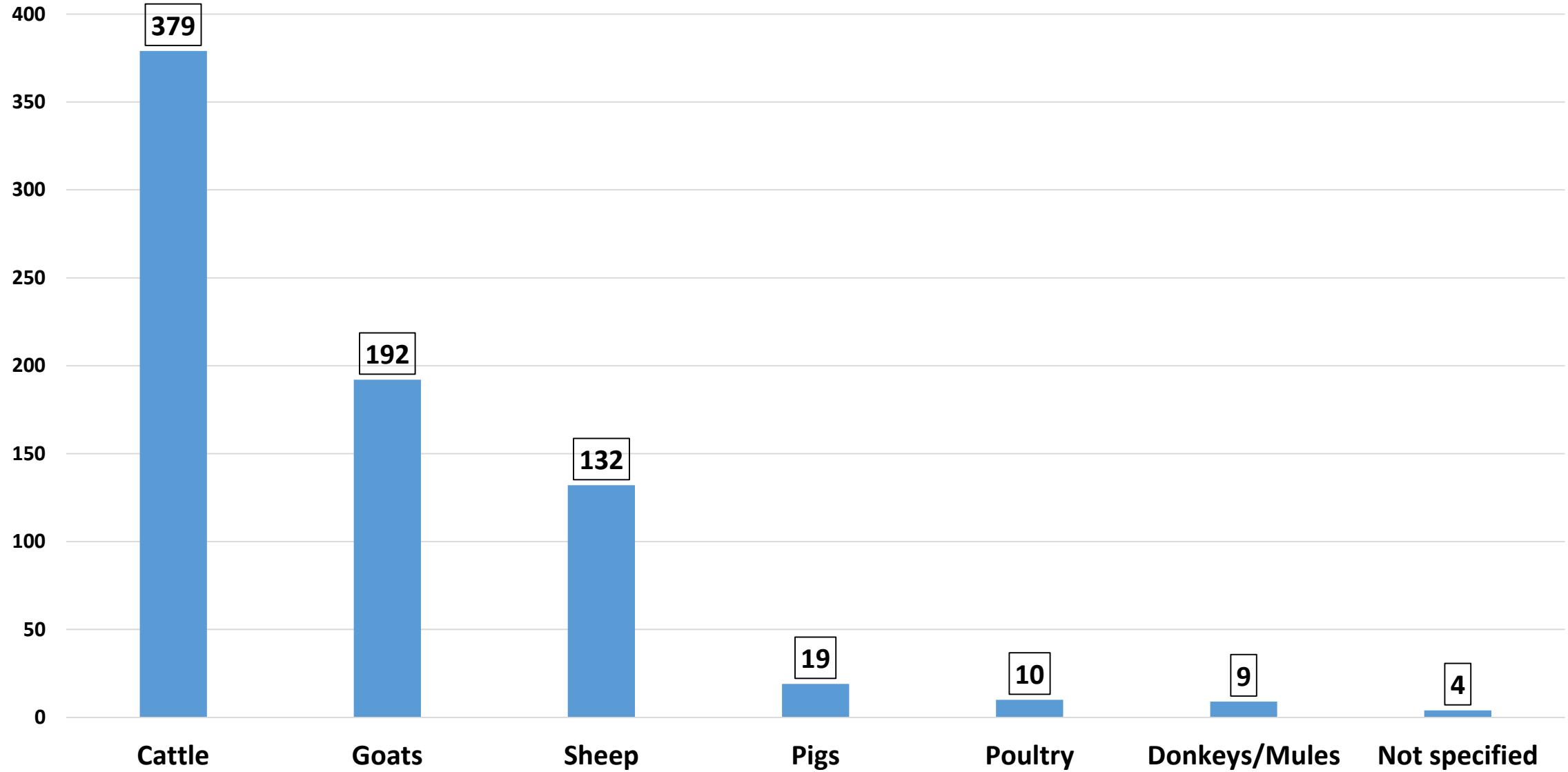


	Bojanala	Dr Kenneth Kaunda	Dr Ruth Segomotsi Mompoti	Ngaka Modiri Molema	North West
October 2023 to December 2023	2 855	1 667	454	1 344	6 320
October 2024 to December 2024	2 972	1 528	496	1 188	6 184
Count diff	117	-139	42	-156	-136
(%) Change	4,1%	-8,3%	9,3%	-11,6%	-2,2%

% contribution to Province	48,1%	24,7%	8,0%	19,2%
----------------------------	-------	-------	------	-------

Stock-theft


October 2024 to December 2024 – Type of stock stolen



Top Contributing Stations: Other Serious Crimes

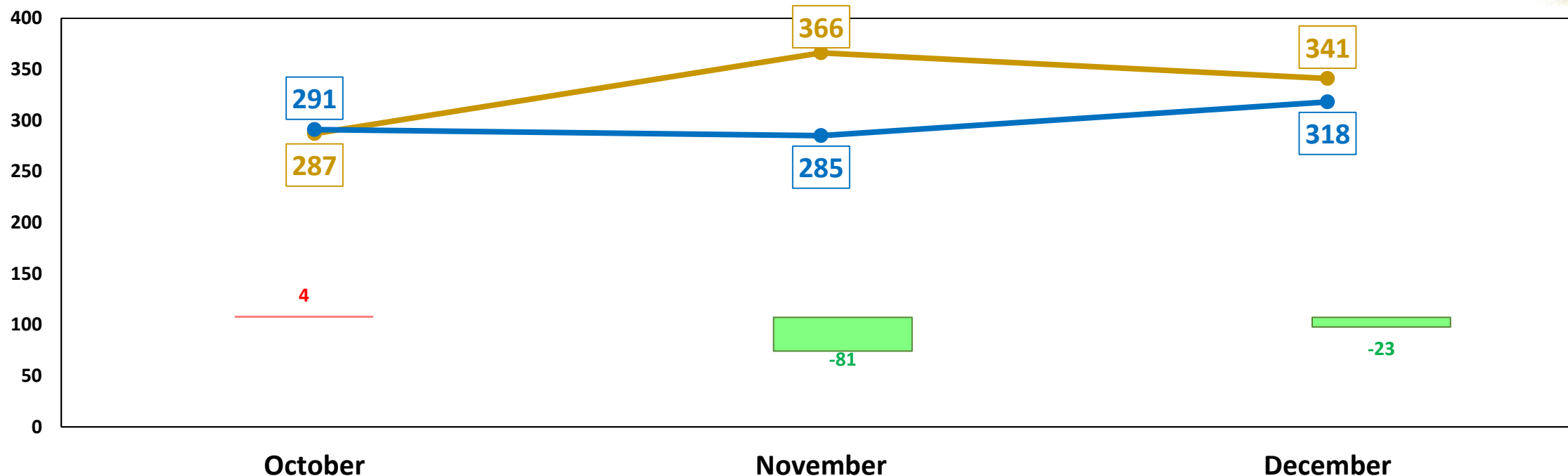
Prov Position	RSA Position	Station	District	October 2020 to December 2020	October 2021 to December 2021	October 2022 to December 2022	October 2023 to December 2023	October 2024 to December 2024	Count Diff	(%) Change
1	13	Rustenburg	Bojanala District	568	644	711	750	654	-96	-12,8%
2	56	Potchefstroom	Dr Kenneth Kaunda District	338	356	531	438	377	-61	-13,9%
3	58	Brits	Bojanala District	293	281	280	295	373	78	26,4%
4	83	Klerksdorp	Dr Kenneth Kaunda District	325	331	431	388	314	-74	-19,1%
5	109	Mahikeng	Ngaka Modiri Molema District	225	236	303	354	270	-84	-23,7%
6	133	Mmabatho	Ngaka Modiri Molema District	120	139	190	295	240	-55	-18,6%
7	175	Ikageng	Dr Kenneth Kaunda District	212	204	177	213	196	-17	-8,0%
8	176	Phokeng	Bojanala District	100	152	129	144	194	50	34,7%
9	191	Tlhabane	Bojanala District	89	102	113	137	185	48	35,0%
10	205	Hartbeespoortdam	Bojanala District	155	165	151	177	166	-11	-6,2%
11	232	Lichtenburg	Ngaka Modiri Molema District	163	172	163	150	152	2	1,3%
12	252	Mogwase	Bojanala District	111	112	135	170	142	-28	-16,5%
13	267	Jouberton	Dr Kenneth Kaunda District	117	147	154	125	132	7	5,6%
14	277	Mooiooi	Bojanala District	147	127	137	133	128	-5	-3,8%
15	279	Makapanstad	Bojanala District	41	34	45	82	127	45	54,9%
16	281	Boitekong	Bojanala District	126	121	169	164	127	-37	-22,6%
17	308	Ventersdorp	Dr Kenneth Kaunda District	111	114	111	87	115	28	32,2%
18	312	Marikana	Bojanala District	70	76	91	101	113	12	11,9%
19	355	Vryburg	Dr Ruth Segomotsi Mompoti District	117	100	95	118	95	-23	-19,5%
20	367	Orkney	Dr Kenneth Kaunda District	70	79	78	86	90	4	4,7%

Some sub-categories of robbery with aggravating circumstances

- **Carjacking**
 - **Robbery at residential premises**
 - **Robbery at non-residential premises**
 - Robbery of cash in transit
 - Bank robbery
 - Truck hijacking
- TRIO crimes
- 



TRIO CRIMES



	Bojanala	Dr Kenneth Kaunda	Dr Ruth Segomotsi Mompati	Ngaka Modiri Molema	North West
October 2023 to Dec-23	572	236	58	128	994
October 2024 to Dec-24	539	182	57	116	894
Count diff	-33	-54	-1	-12	-100
(%) Change	-5,80%	-22,90%	1 count lower	-9,40%	-10,10%

% contribution to Province	60,30%	20,40%	6,40%	13,00%
----------------------------	--------	--------	-------	--------

Top Contributing Stations: Trio Crime

Prov Position	RSA Position	Station	District	October 2020 to December 2020	October 2021 to December 2021	October 2022 to December 2022	October 2023 to December 2023	October 2024 to December 2024	Count Diff	(%) Change
1	15	Rustenburg	Bojanala District	45	80	52	71	88	17	23,9%
2	97	Hebron	Bojanala District	13	23	31	28	44	16	16 counts higher
3	106	Brits	Bojanala District	56	66	44	35	42	7	7 counts higher
4	110	Mogwase	Bojanala District	24	18	25	29	40	11	11 counts higher
5	133	Mooinooi	Bojanala District	43	45	29	57	36	-21	21 counts lower
6	152	Phokeng	Bojanala District	32	24	22	50	32	-18	18 counts lower
7	157	Jouberton	Dr Kenneth Kaunda District	18	12	36	25	30	5	5 counts higher
8	167	Makapanstad	Bojanala District	13	9	8	21	28	7	7 counts higher
9	169	Kanana	Dr Kenneth Kaunda District	22	11	49	41	28	-13	13 counts lower
10	174	Hartbeespoortdam	Bojanala District	17	21	27	35	27	-8	8 counts lower
11	179	Boitekong	Bojanala District	31	33	38	63	27	-36	36 counts lower
12	185	Klerksdorp	Dr Kenneth Kaunda District	37	40	47	44	26	-18	18 counts lower
13	187	Klipgat	Bojanala District	13	12	12	27	25	-2	2 counts lower
14	191	Tlhabane	Bojanala District	20	29	18	20	24	4	4 counts higher
15	192	Letlhabile	Bojanala District	36	31	23	22	24	2	2 counts higher
16	205	Wolmaransstad	Dr Kenneth Kaunda District	6	8	12	27	23	-4	4 counts lower
17	235	Marikana	Bojanala District	30	25	21	42	20	-22	22 counts lower
18	236	Khuma	Dr Kenneth Kaunda District	3	8	9	4	19	15	15 counts higher
19	243	Taung	Dr Ruth Segomotsi Mompati District	33	29	22	29	19	-10	10 counts lower
20	256	Moeka Vuma	Bojanala District	0	0	10	17	17	0	0 count diff

TRIO CRIMES

TOP 10 STATIONS PER CRIME

CARJACKING	ROBBERY AT NON RESIDENTIAL PREMISES	ROBBERY AT RESIDENTIAL PREMISES
Rustenburg	Rustenburg	Hebron
Mooiooi	Mogwase	Rustenburg
Phokeng	Brits	Makapanstad
Moeka Vuma	Wolmaranstad	Kanana
Klipgat	Phokeng	Brits
Hebron	Jouberton	Mogwase
Harties	Taung	Klipgat
Brits	Zeerust	Hartbeespoortdam
Mmakau	Klerkskraal	Mooiooi
Boitekong	Khuma	Jouberton

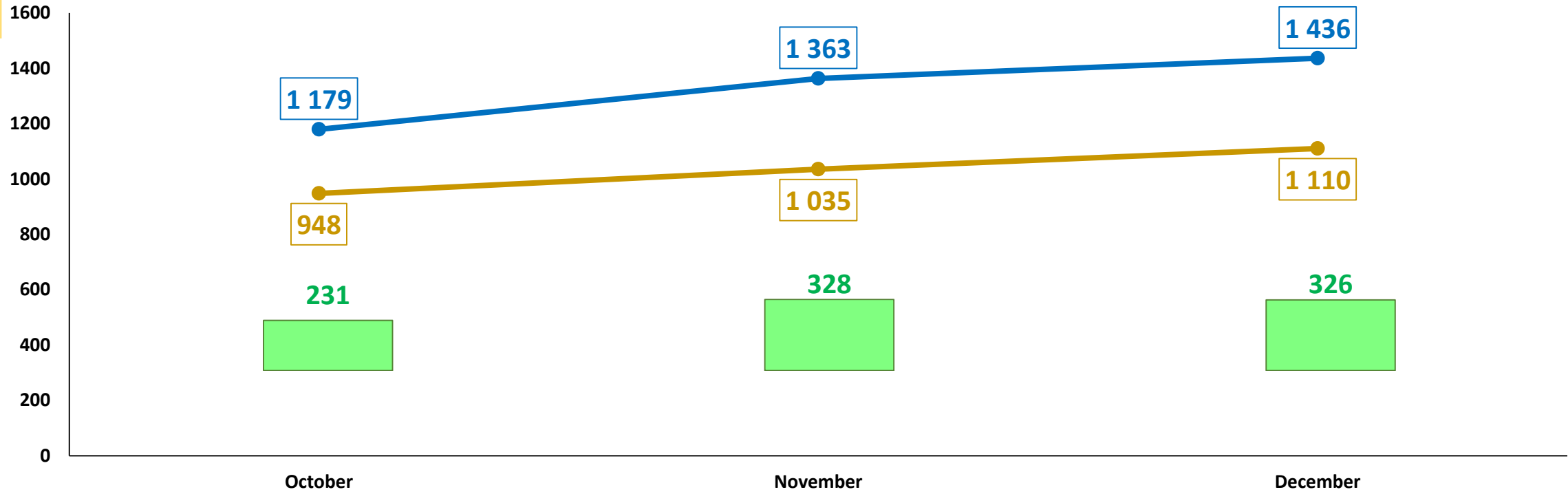
Crime detected as a result of police action

Crime detected as a result of police action is usually not reported to the police, largely dependent on the deployment of law enforcement personnel and employment of intelligence. The crime is usually recorded after the apprehension of suspects in connection with following offences:

- Illegal possession of firearms and ammunition,
- Drug-related crimes,
- Driving under the influence of alcohol and/or drugs, and
- Sexual offences detected as a result of police action.



CRIMES DETECTED AS A RESULT OF POLICE ACTION:OCT TO DEC 2024



	Bojanala	Dr Kenneth Kaunda	Dr Ruth Segomotsi Mompoti	Ngaka Modiri Molema	North West
October 2023 to Dec-23	2 442	279	111	261	3 093
October 2024 to Dec-24	3 043	425	174	336	3 978
Count diff	601	146	63	75	885
(%) Change	24,60%	52,30%	56,80%	28,70%	28,60%

% contribution to Province	76,50%	10,70%	4,40%	8,40%
----------------------------	--------	--------	-------	-------

CRIMES DETECTED AS A RESULT OF POLICE ACTION: TOP 20 STATIONS

Prov Position	RSA Position	Station	District	October 2020 to December 2020	October 2021 to December 2021	October 2022 to December 2022	October 2023 to December 2023	October 2024 to December 2024	Count Diff	(%) Change
1	43	Tlhabane	Bojanala District	128	158	235	281	304	23	8,2%
2	44	Mooinooi	Bojanala District	50	136	182	235	298	63	26,8%
3	54	Lethabile	Bojanala District	168	244	223	245	276	31	12,7%
4	66	Brits	Bojanala District	82	90	132	153	234	81	52,9%
5	90	Rustenburg	Bojanala District	132	168	190	155	207	52	33,5%
6	118	Boitekong	Bojanala District	34	42	43	105	164	59	56,2%
7	146	Potchefstroom	Dr Kenneth Kaunda District	61	114	51	47	149	102	102 counts higher
8	152	Klipgat	Bojanala District	30	75	97	122	148	26	21,3%
9	159	Moeka Vuma	Bojanala District	0	0	92	122	139	17	13,9%
10	166	Hebron	Bojanala District	22	64	108	138	132	-6	-4,3%
11	182	Mmakau	Bojanala District	21	54	82	118	126	8	6,8%
12	214	Makapanstad	Bojanala District	15	52	63	81	108	27	33,3%
13	236	Mahikeng	Ngaka Modiri Molema District	42	65	33	70	99	29	41,4%
14	237	Hartbeespoortdam	Bojanala District	31	45	56	76	98	22	28,9%
15	239	Klerksdorp	Dr Kenneth Kaunda District	68	75	67	64	97	33	51,6%
16	246	Cyferskuil	Bojanala District	8	31	47	69	94	25	36,2%
17	258	Mogwase	Bojanala District	46	54	66	59	89	30	50,8%
18	259	Mothotlung	Bojanala District	18	60	51	76	89	13	17,1%
19	263	Bedwang	Bojanala District	0	36	50	62	88	26	41,9%
20	309	Bethanie	Bojanala District	3	19	47	68	73	5	7,4%

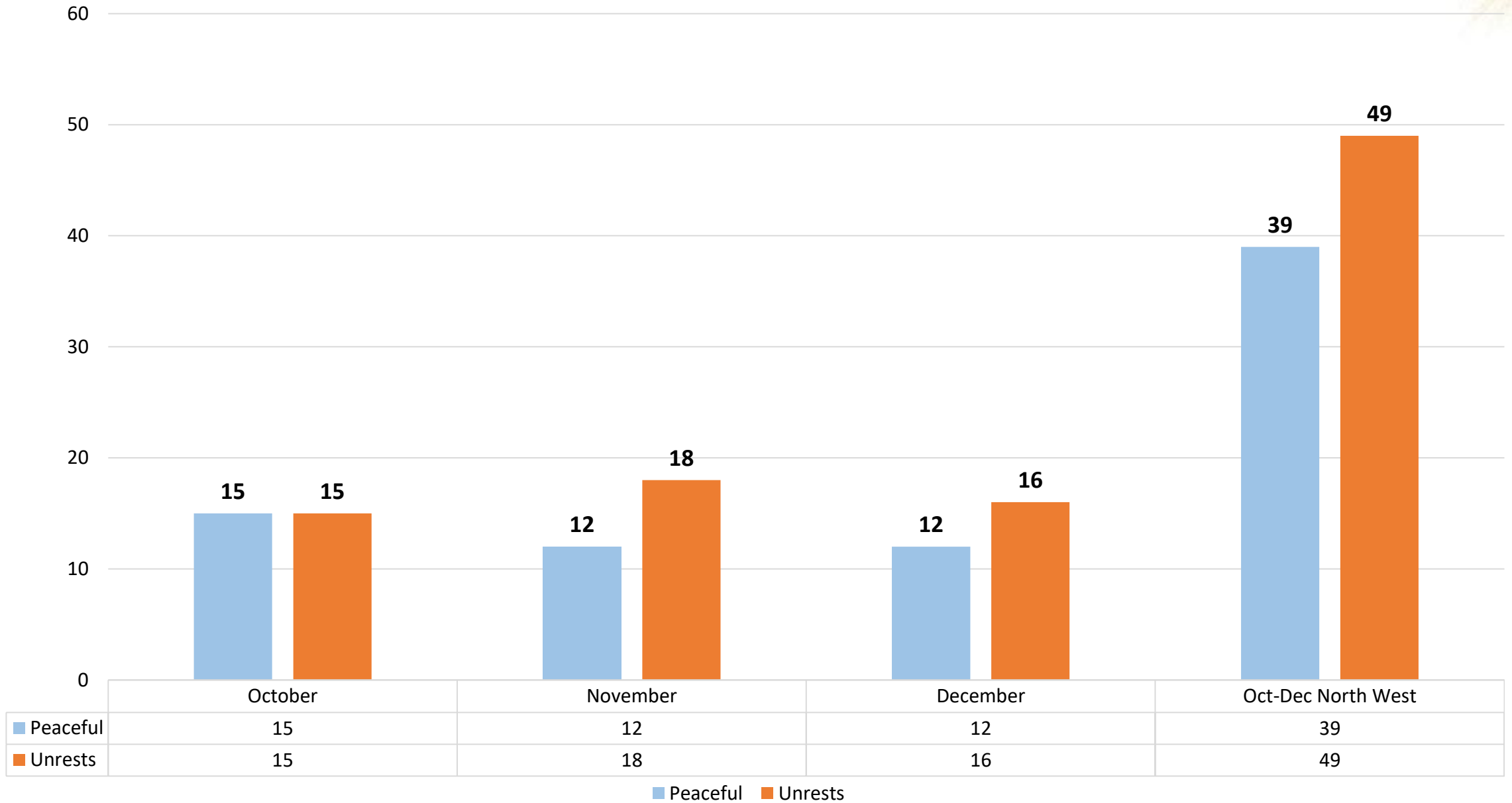
Kidnapping: Circumstances / causative factors

October 2024 to December 2024



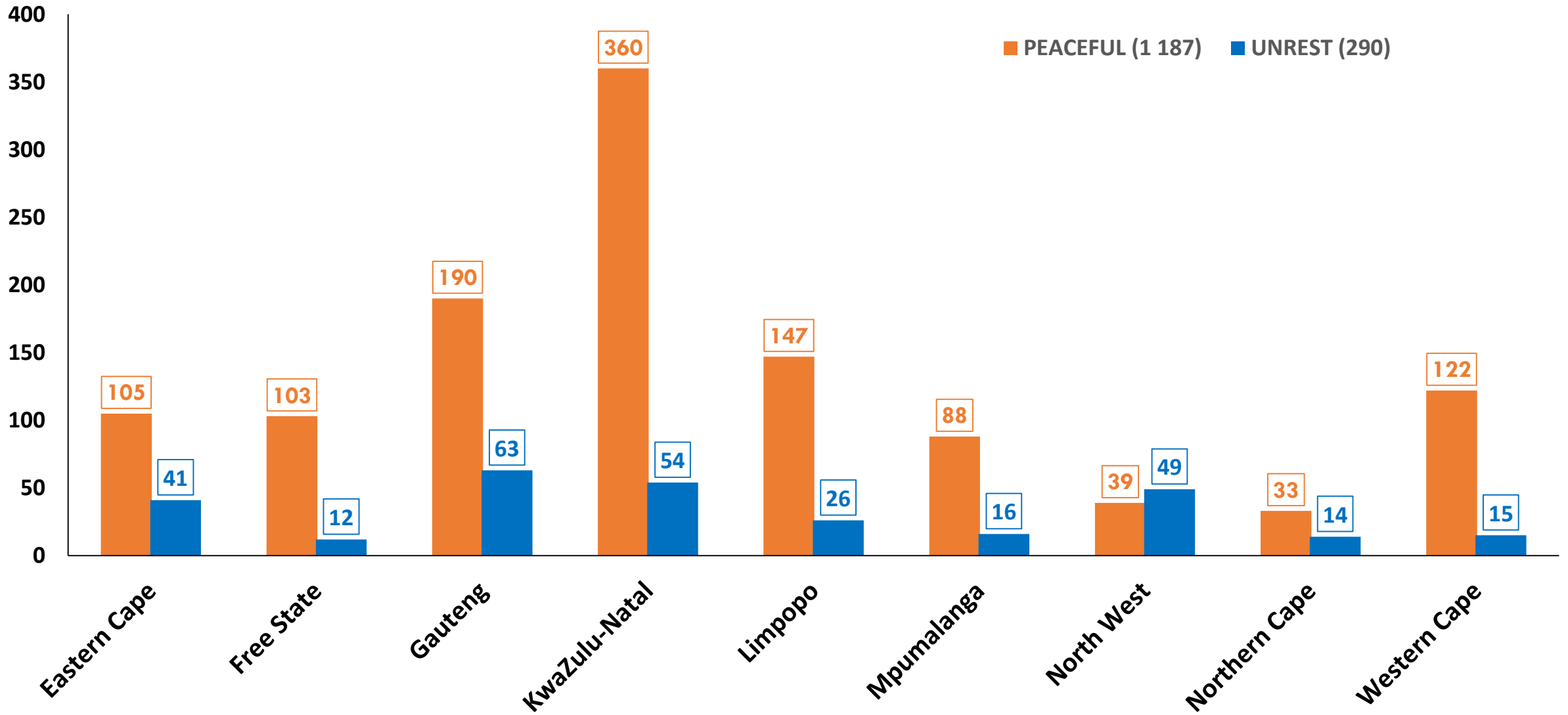
	<i>NW</i>
<i>Sample size</i>	<i>184</i>
Ransom demanded	20
Extortion	4
Human trafficking	0

CORE DIVERSION



Core diversion

October 2024 to December 2024



National top 30 stations



CRIME/ CRIME CATEGORY	STATION/ S	PROVINCIAL POSITION	NATIONAL POSITION
17 COMMUNITY REPORTED CRIMES	Rustenburg	1	12
ASSAULT GBH	Ikageng	1	5
	Boitekong	2	25
	Mmabatho	3	27
ATTEMPTED SEXUAL OFFENCES	Mmabatho	1	2
	Taung	2	11
	Mogwase	3	14
	Phokeng	4	15
CONTACT SEXUAL OFFENCES	Ikageng	1	3
	Zeerust	2	27
COMMON ROBBERY	Rustenburg	1	26
CONTACT RELATED CRIMES	Ikageng	1	18

National top 30 stations



CRIME/ CRIME CATEGORY	STATION/ S	PROVINCIAL POSITION	NATIONAL POSITION
ROBBERY AT NON-RESIDENTIAL PREMISES	Rustenburg	1	1
	Mogwase	2	14
	Brits	3	24
TRUCK JACKING	Brits	1	24
ARSON	Taung	1	1
	Jouberton	2	9
	Ikageng	3	17
	Tlhabane	4	29
MALICIOUS DAMAGE TO PROPERTY	Ikageng	1	19
OTHER SERIOUS CRIMES	Rustenburg	1	13
PROPERTY RELATED CRIMES	Rustenburg	1	6
STOCK THEFT	Taung	1	7
FRAUD	Rustenburg	1	5
THEFT GENERAL	Brits	1	14
	Rustenburg	2	23

National top 30 stations



CRIME/ CRIME CATEGORY	STATION/ S	PROVINCIAL POSITION	NATIONAL POSITION
BURGLARY AT NON RESIDENTIAL PREMISES	Rustenburg	1	12
	Brits	2	14
	Lichtenburg	3	24
BURGLARY AT RESIDENTIAL PREMISES	Ikageng	1	8
	Rustenburg	2	14
	Mmabatho	3	24
THEFT OUT OF MOTOR VEHICLES	Rustenburg	1	16
THEFT OF MOTOR VEHICLES	Rustenburg	1	26
TRIO	Rustenburg	1	15
TRUCK JACKING	Brits	1	24
ROBBERY OF CASH IN TRANSIT	Mogwase	1	1
	Rustenburg	2	22



THE END

Thank you

Full quarterly crime release presentation and crime statistics are available on the SAPS website:
(<https://www.saps.gov.za/services/crimestats.php>)